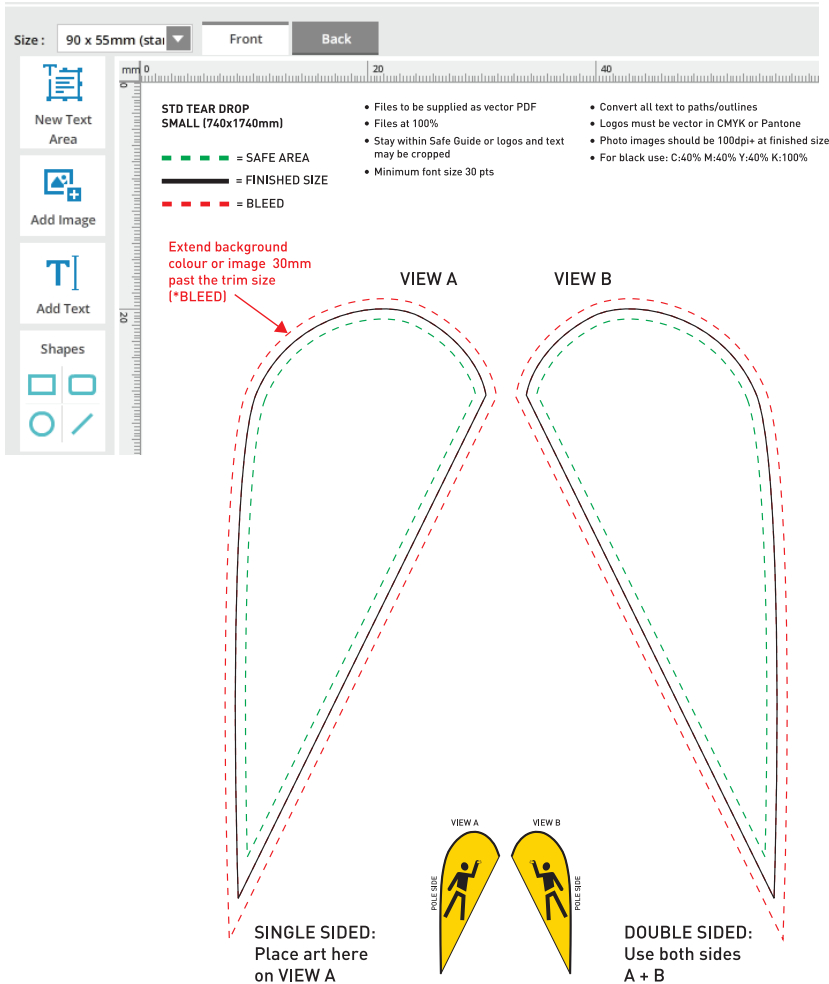


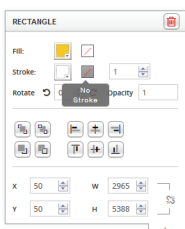
For best results, use professional vector programs like Illustrator, Coreldraw, or similar. Home programs like MS Word/Publisher don't have the right tools or colour palette. MS Excel is for spreadsheets. MS Powerpoint is for screen slideshows. PhotoShop is for editing bitmap images.

① Use the **aUBIZ ONLINE EDITOR**



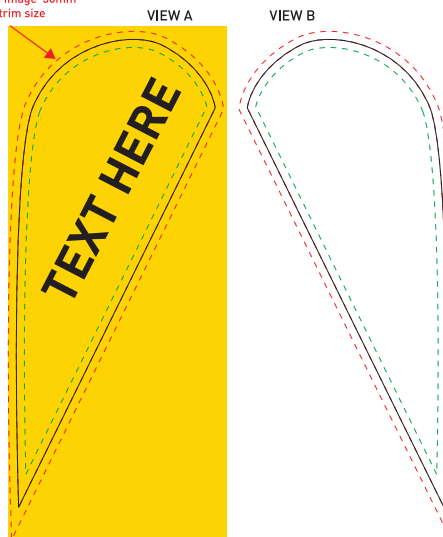
For a background colour, make a rectangle that covers the flag and goes to the edge of the *BLEED area

*** BLEED:** any object that goes right to the edge of the document. The object must actually go **BEYOND** the finished size ("bleed over" the edge).




Turn off the stroke/outline colour.

Extend background colour or image 30mm past the trim size (bleed)



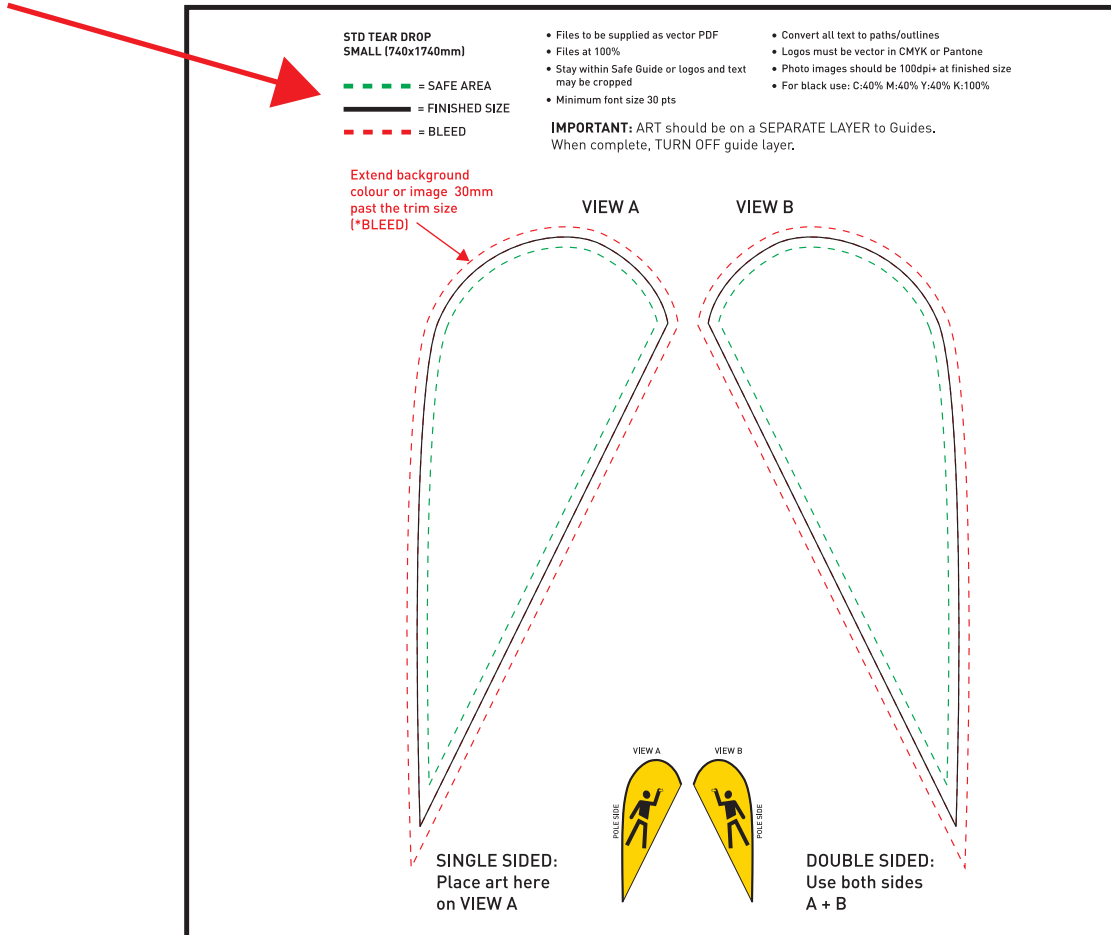
single sided



double sided

② Use **Illustrator** (or other vector software)

Download the template for your chosen flag style and size. Open this with Illustrator/your software, and use the guide to position your art. Specific notes are in the guide. **PAGE SIZE MUST MATCH THE TEMPLATE EXACTLY.**



IMPORTANT: ART should be on a SEPARATE LAYER to Guides. When complete, TURN OFF GUIDE LAYER.

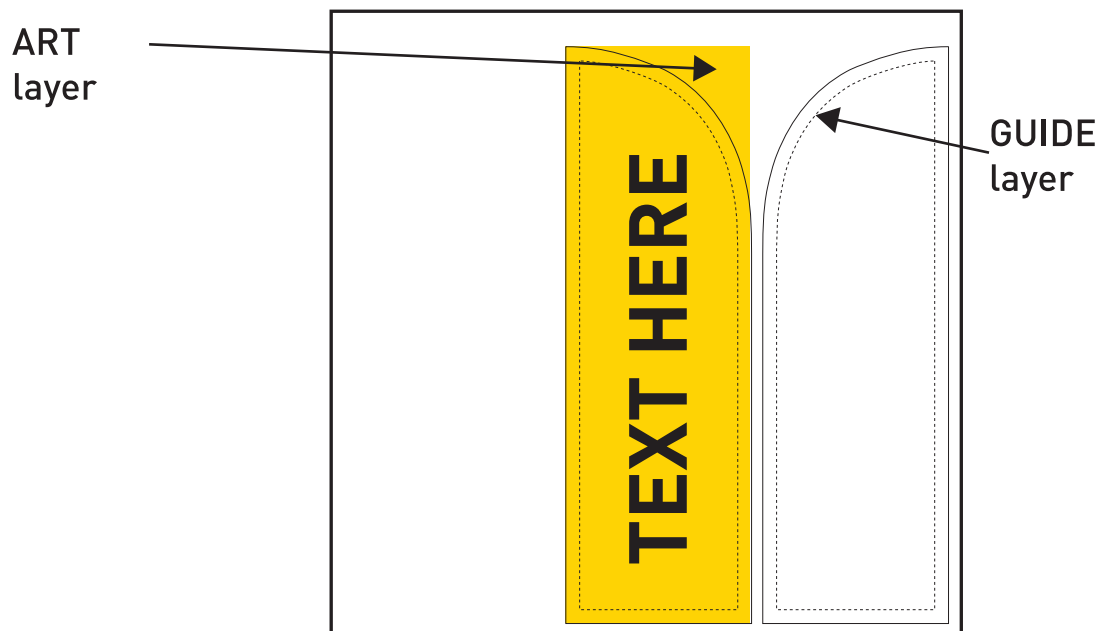


IMAGE NOTES

Use an image that is already large, so at finished size it will be at least 100dpi/ppi.

Enlarging an image makes it blurry and pixellated: "twice as big, half as sharp." So taking an A4 at 200dpi and enlarging it to fit a flag (over 3 times the size to cover the width) will reduce the resolution to roughly 65dpi, making a very blurry image. An A4 at 300dpi would be closer (yields 100dpi when enlarged).

It can be hard to find images that work technically. Most images from the web are both copyrighted, and much too low resolution (72 and 96dpi). Below is a list of stock photo sources. Some are free, and some have a one time fee.

pexels.com
depositphotos.com
bigstockphoto.com
123rf.com

MAKE SURE YOUR FILES ARE PRINT READY!

- PDF** (PDF/X-1a is better)
- FONTS** embedded (or converted to Curves/Paths/Outlines)
- IMAGES** 100+dpi at final size
- CMYK** colour only (do not use RGB or Spot or mix them)
- FLATTEN** transparencies/layers (or you will get odd stripes/blocks)
- BLEED** not needed

Your job could be **ruined** by bad files. Fuzzy, wrong colours/fonts, missing bits and more. Wrong files could be **rejected/charged a processing fee.**

